

Signify Classified - Internal  
Cooper Lighting Solutions Photometric Lab  
1121 Highway 74 South  
Peachtree City, GA 30269



Scaled data based on original data using  
LM-79-08 Approved Method: Electrical and Photometric Measurements of Solid-  
State Lighting Products

Test Report Prepared for  
Cooper Lighting Solutions  
(formerly Eaton)

Brand: STREETWORKS

Report Number: P867466

Luminaire Tested: **MEM2-HTN-SA-90-722-U-T2R**

Issue Date: 08/21/2024

**Test Information**

Test Method: LM-79-08  
Report Number: P867466  
Test Lab: INNOVATION CENTER(G3)  
Issue Date: 08/21/2024  
Manufacturer: COOPER LIGHTING SOLUTIONS (FORMERLY EATON)  
Product Line: STREETWORKS  
Catalog Number: MEM2-HTN-SA-90-722-U-T2R  
Description: EPIC MODERN TALL HOUSING DISCRETE LED ARRAYS 90W 70CRI 2200K  
FITURE w/ TYPE II ROADWAY DISTRIBUTION OPTIC  
Light Source: (20) 2200K CCT, 70 CRI LEDS  
Ballast/Driver: ELECTRONIC DRIVER

**Summary**

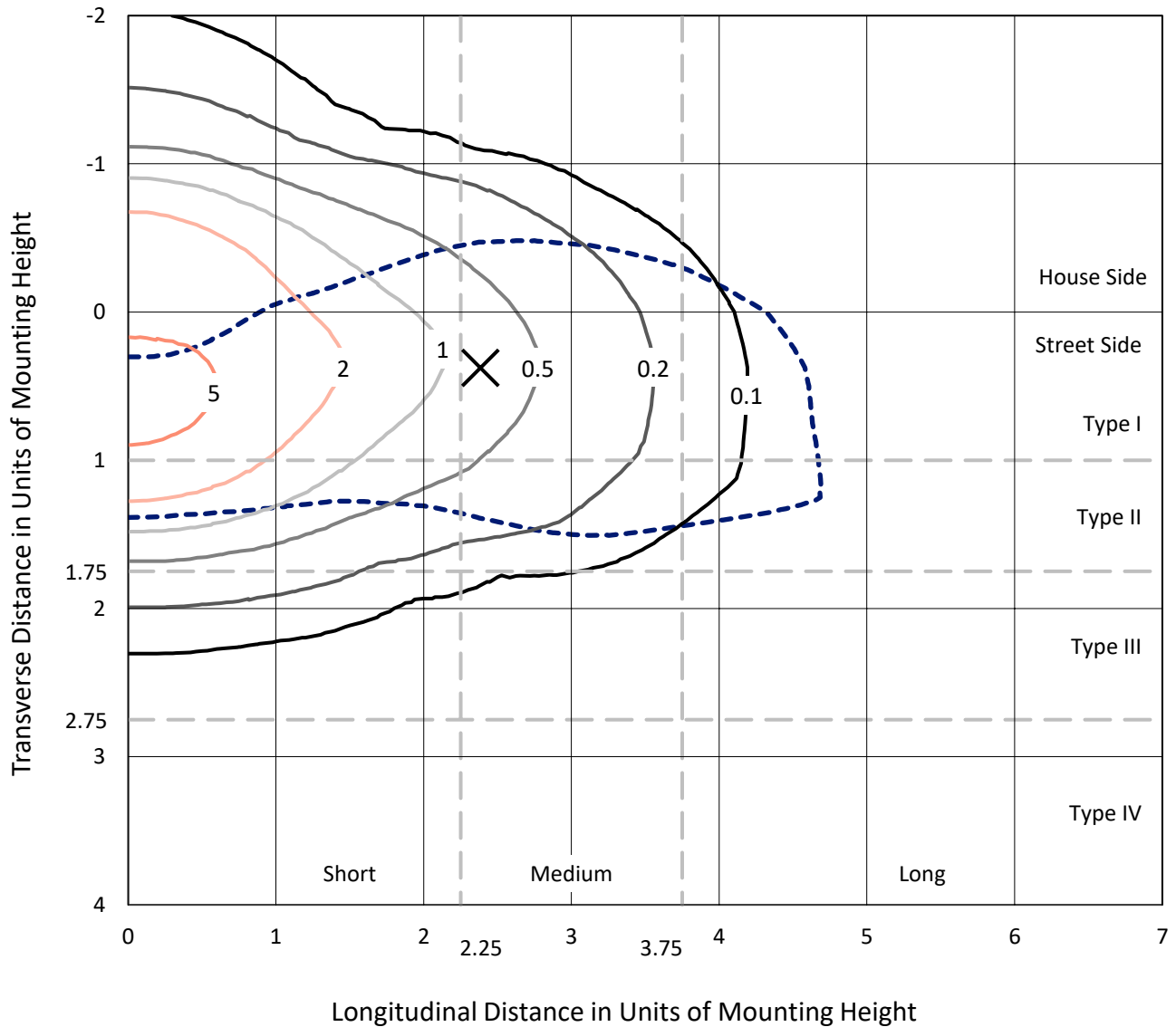
Lumens per Lamp: N/A  
Luminaire Lumens: 11106.9 lumens  
Efficiency: N/A  
Efficacy: 123.4 lumens/watt  
Luminous Opening: Rectangular (W 0.67' x L: 0.33' x H: 0')  
IES Classification: Type II - Medium  
BUG Rating: B2 - U0 - G2

Input Watts (W): 90  
Input Voltage (V): 120  
Input Current (A<sub>in</sub>): NR  
Voltage Rise (V): NR  
Power Factor: 0.99  
Total Harmonic Distortion (THDi): 6.20%  
Frequency (hertz): 60  
Stabilization Time: NR  
Operation Time: NR  
Ambient Temperature (°C): NR  
Test Distance: 24 FT

REPORT NUMBER: P867466  
 CATALOG NUMBER: MEM2-HTN-SA-90-722-U-T2R

### Iso-Footcandle Lines of Horizontal Illumination

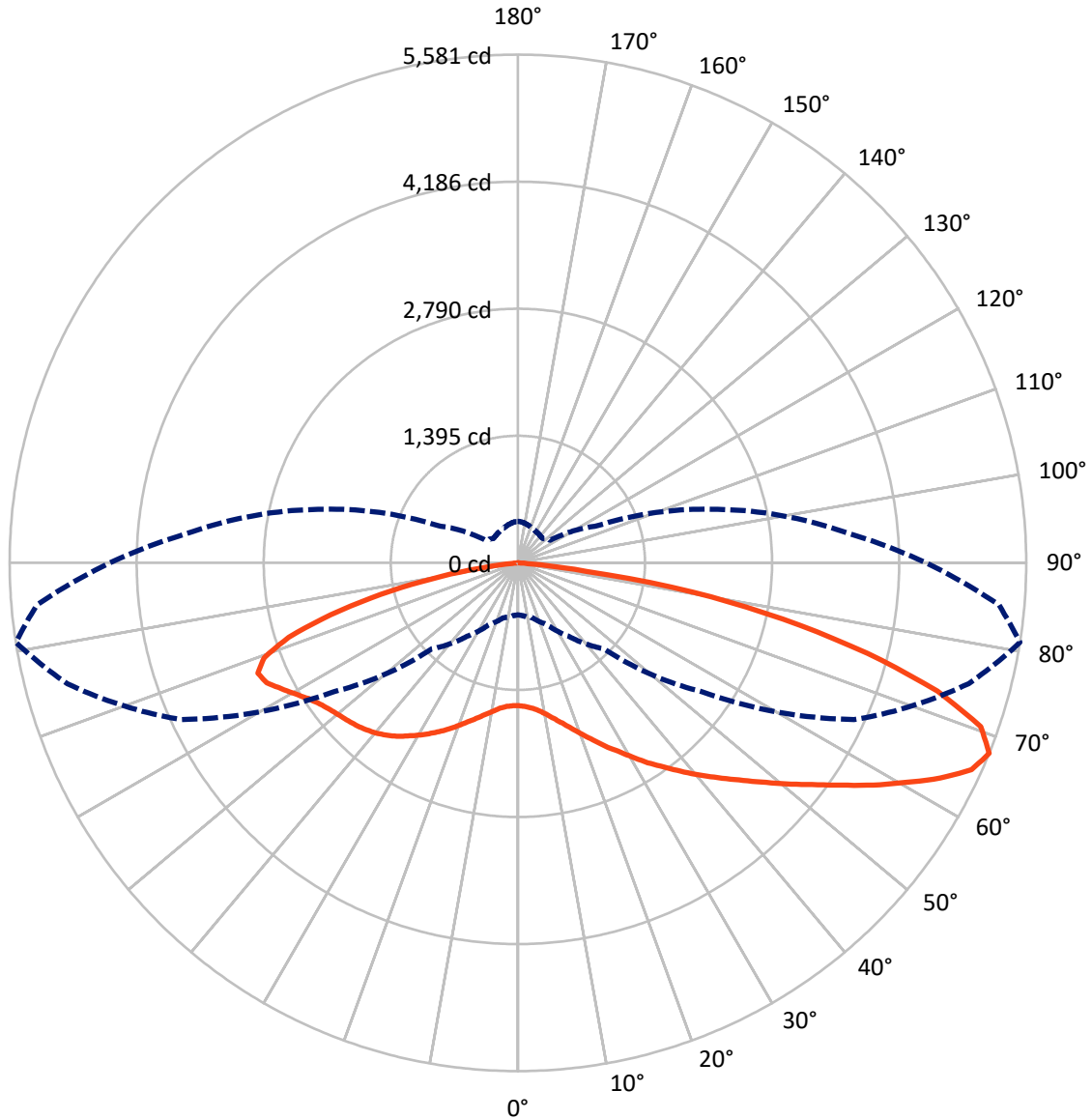
× Max cd  
 - - - 1/2 Max cd



Based on 20 foot mounting height. Maximum calculated value = 7.1 fc  
 Type II - Medium - N/A

REPORT NUMBER: P867466  
CATALOG NUMBER: MEM2-HTN-SA-90-722-U-T2R

### Luminous Intensity Polar Plot



— Vertical Plane Through 81-Deg Lateral      - - - Horizontal Cone Through 67.5-Deg Vertical

REPORT NUMBER: P867466  
 CATALOG NUMBER: MEM2-HTN-SA-90-722-U-T2R

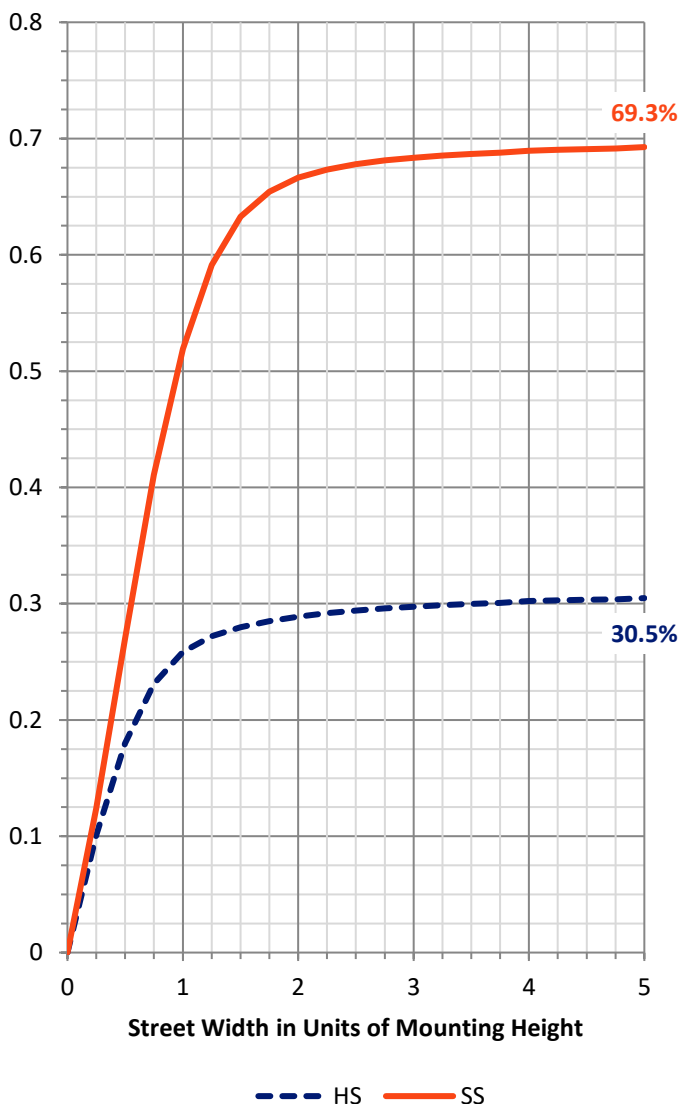
**FLUX DISTRIBUTION:**

		Downward	Upward	Total
<b>House Side</b>	Lumens	3403.4	0.0	3403.4
	% Fixture	30.6	0.0	30.6
<b>Street Side</b>	Lumens	7703.5	0.0	7703.5
	% Fixture	69.4	0.0	69.4
<b>Total</b>	Lumens	11106.9	0.0	11106.9
	% Fixture	100.0	0.0	100.0

**Coefficient of Utilization**

**ZONAL LUMENS:**

Zone	Lumens	% Fixture
0°-10°	159.9	1.4
10°-20°	567.6	5.1
20°-30°	1130.6	10.2
30°-40°	1776.1	16.0
40°-50°	2202.7	19.8
50°-60°	2153.3	19.4
60°-70°	1810.8	16.3
70°-80°	1150.6	10.4
80°-90°	155.3	1.4
90°-100°	0.0	0.0
100°-110°	0.0	0.0
110°-120°	0.0	0.0
120°-130°	0.0	0.0
130°-140°	0.0	0.0
140°-150°	0.0	0.0
150°-160°	0.0	0.0
160°-170°	0.0	0.0
170°-180°	0.0	0.0
0°-90°	11106.9	100.0
0°-180°	11106.9	100.0



REPORT NUMBER: P867466

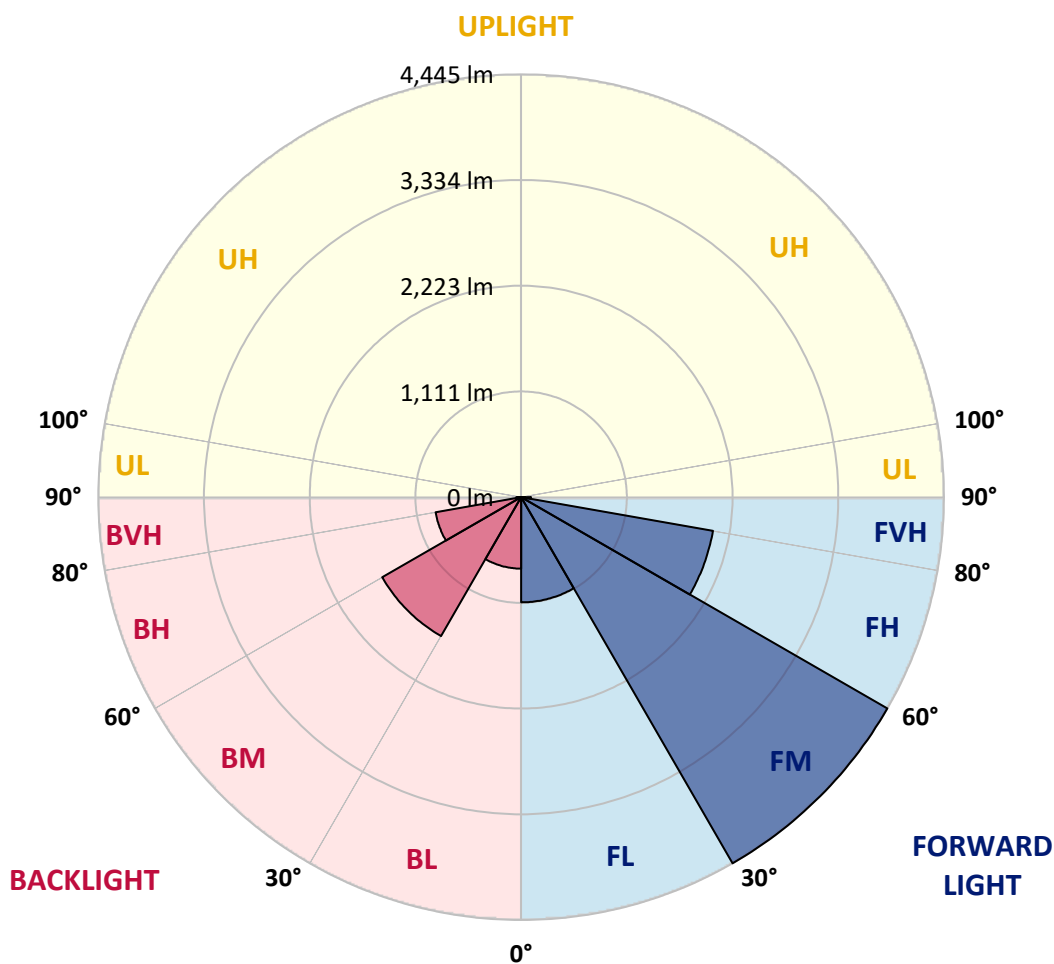
CATALOG NUMBER: MEM2-HTN-SA-90-722-U-T2R

**LUMINAIRE CLASSIFICATION SYSTEM LUMEN TABLE AND BUG RATING:**

Zone	Lumens	% Fixture	Zone Rating/Lumen Limit		
			B	U	G
FL (0°-30°)	1106.3	10.0			
FM (30°-60°)	4445.3	40.0			
FH (60°-80°)	2047.8	18.4			G2/5000
FVH (80°-90°)	104.1	0.9			G2/225
BL (0°-30°)	751.8	6.8	B2/1000		
BM (30°-60°)	1686.8	15.2	B2/2500		
BH (60°-80°)	913.6	8.2	B2/1000		G2/1000
BVH (80°-90°)	51.2	0.5			G1/100
UL (90°-100°)	0.0	0.0		U0/0	
UH (100°-180°)	0.0	0.0		U0/0	

**BUG Rating: B2-U0-G2**

Type II Medium





REPORT NUMBER: P867466

CATALOG NUMBER: MEM2-HTN-SA-90-722-U-T2R

**CANDELA DISTRIBUTION (FULL):**

	0°	5°	15°	25°	35°	45°	55°	65°	75°	81°	85°
0°	1568.1	1568.1	1568.1	1568.1	1568.1	1568.1	1568.1	1568.1	1568.1	1568.1	1568.1
2.5°	1623.2	1621.0	1621.0	1603.3	1603.3	1598.9	1601.1	1587.9	1581.3	1579.1	1576.9
5°	1739.9	1739.9	1726.7	1715.7	1693.6	1673.8	1656.2	1629.8	1609.9	1601.1	1594.5
7.5°	1916.1	1902.9	1898.5	1865.4	1819.2	1779.5	1744.3	1687.0	1649.6	1636.4	1627.6
10°	2131.9	2114.3	2081.3	2043.8	1984.4	1924.9	1854.4	1777.3	1715.7	1689.2	1678.2
12.5°	2354.4	2330.1	2283.9	2248.6	2171.6	2081.3	1982.2	1876.4	1790.5	1753.1	1733.3
15°	2598.8	2585.6	2530.5	2460.1	2369.8	2242.0	2118.7	1988.8	1878.6	1825.8	1792.7
17.5°	2863.1	2843.3	2783.8	2697.9	2570.2	2418.2	2275.1	2107.7	1979.9	1911.7	1874.2
20°	3123.0	3118.6	3030.5	2949.0	2799.2	2609.8	2424.8	2248.6	2087.9	2008.6	1960.1
22.5°	3413.7	3385.1	3308.0	3193.5	3015.1	2841.1	2623.0	2394.0	2204.6	2112.1	2057.0
25°	3715.4	3713.2	3618.5	3477.6	3268.3	3048.1	2812.5	2559.2	2343.3	2231.0	2158.3
27.5°	4089.8	4061.2	3940.1	3779.3	3537.0	3283.8	3010.7	2731.0	2475.5	2341.1	2253.0
30°	4418.0	4409.2	4272.6	4092.0	3821.1	3519.4	3224.3	2924.8	2631.9	2473.3	2376.4
32.5°	4684.5	4673.5	4556.7	4376.1	4085.4	3772.7	3433.5	3107.6	2788.2	2616.4	2488.7
35°	4906.9	4889.3	4768.2	4587.6	4336.5	4019.4	3658.2	3299.2	2960.0	2750.8	2629.7
37.5°	4995.0	4979.6	4880.5	4730.7	4499.5	4208.8	3860.8	3510.6	3131.8	2902.7	2766.2
40°	4962.0	4953.2	4882.7	4779.2	4603.0	4360.7	4054.6	3730.8	3325.6	3063.5	2900.5
42.5°	4805.6	4805.6	4761.6	4708.7	4620.6	4446.6	4226.4	3942.3	3512.8	3224.3	3028.3
45°	4585.4	4576.6	4561.1	4541.3	4528.1	4462.0	4338.7	4125.1	3719.8	3400.5	3182.5
47.5°	4292.5	4299.1	4288.1	4296.9	4351.9	4393.8	4387.2	4294.7	3931.3	3594.3	3334.4
50°	3832.2	3863.0	3898.2	4001.7	4114.1	4230.8	4338.7	4415.8	4180.1	3814.5	3510.6
52.5°	3261.7	3275.0	3369.7	3614.1	3854.2	4008.3	4213.2	4470.9	4400.4	4043.6	3717.6
55°	2559.2	2583.4	2726.6	3072.3	3499.6	3794.7	4034.8	4446.6	4625.0	4305.7	3959.9
57.5°	1834.6	1850.0	2079.1	2435.8	2993.0	3488.6	3832.2	4349.7	4805.6	4603.0	4208.8
60°	1303.8	1332.4	1480.0	1828.0	2363.2	3065.7	3647.2	4208.8	4973.0	4893.7	4534.7
62.5°	962.4	977.9	1081.4	1334.6	1775.1	2488.7	3407.1	4105.3	5083.1	5206.4	4860.7
65°	724.6	731.2	801.7	975.7	1328.0	1834.6	3028.3	4085.4	5144.8	5472.9	5149.2
67.5°	570.4	581.4	625.5	744.4	988.9	1334.6	2466.7	4072.2	5122.8	5580.9	5301.2
70°	480.1	482.3	515.4	581.4	740.0	960.2	1843.4	3874.0	4999.4	5391.4	5160.2
72.5°	416.3	416.3	431.7	484.5	594.6	726.8	1255.4	3400.5	4686.7	4816.6	4671.3
75°	337.0	334.8	361.2	411.8	477.9	559.4	843.5	2574.6	4030.4	3964.3	3845.4
77.5°	292.9	290.7	312.7	356.8	394.2	447.1	577.0	1671.6	3171.4	2973.2	2898.3
80°	251.1	244.5	262.1	303.9	323.8	348.0	398.6	973.5	2072.4	1949.1	1858.8
82.5°	189.4	174.0	169.6	204.8	218.0	202.6	202.6	341.4	753.2	759.8	702.6
85°	15.4	17.6	22.0	26.4	37.4	41.8	44.0	72.7	112.3	107.9	110.1
87.5°	2.2	2.2	2.2	4.4	4.4	6.6	6.6	6.6	8.8	8.8	8.8
90°	0.0	0.0	0.0	0.0	0.0	0.0	0.0	0.0	0.0	0.0	0.0



REPORT NUMBER: P867466

CATALOG NUMBER: MEM2-HTN-SA-90-722-U-T2R

**CANDELA DISTRIBUTION (continued):**

	90°	95°	105°	115°	125°	135°	145°	155°	165°	175°	180°
0°	1568.1	1568.1	1568.1	1568.1	1568.1	1568.1	1568.1	1568.1	1568.1	1568.1	1568.1
2.5°	1574.7	1570.3	1565.9	1565.9	1565.9	1561.5	1559.3	1559.3	1557.1	1550.5	1548.3
5°	1590.1	1583.5	1576.9	1576.9	1576.9	1574.7	1572.5	1574.7	1572.5	1565.9	1563.7
7.5°	1621.0	1612.1	1603.3	1603.3	1607.7	1605.5	1605.5	1607.7	1605.5	1598.9	1596.7
10°	1665.0	1651.8	1647.4	1647.4	1651.8	1649.6	1647.4	1647.4	1645.2	1634.2	1638.6
12.5°	1713.5	1700.2	1695.8	1698.0	1695.8	1691.4	1693.6	1687.0	1684.8	1667.2	1665.0
15°	1775.1	1759.7	1750.9	1753.1	1746.5	1737.7	1728.9	1724.5	1715.7	1700.2	1695.8
17.5°	1845.6	1821.4	1810.4	1810.4	1797.1	1779.5	1766.3	1753.1	1739.9	1722.3	1717.9
20°	1913.9	1891.9	1874.2	1869.8	1843.4	1814.8	1790.5	1768.5	1753.1	1733.3	1728.9
22.5°	1999.8	1968.9	1944.7	1924.9	1885.2	1839.0	1801.6	1770.7	1748.7	1726.7	1720.1
25°	2090.1	2046.0	2006.4	1968.9	1913.9	1847.8	1794.9	1750.9	1722.3	1698.0	1693.6
27.5°	2180.4	2123.1	2065.8	2006.4	1922.7	1836.8	1761.9	1709.1	1671.6	1640.8	1636.4
30°	2277.3	2206.8	2116.5	2030.6	1920.5	1808.2	1713.5	1638.6	1594.5	1559.3	1554.9
32.5°	2376.4	2288.3	2164.9	2048.2	1909.5	1766.3	1643.0	1563.7	1508.6	1469.0	1458.0
35°	2486.5	2378.6	2209.0	2054.8	1878.6	1704.6	1568.1	1469.0	1405.1	1365.5	1356.7
37.5°	2598.8	2462.3	2237.6	2050.4	1834.6	1632.0	1471.2	1369.9	1295.0	1239.9	1231.1
40°	2713.3	2539.4	2255.2	2028.4	1772.9	1541.7	1380.9	1257.6	1149.6	1099.0	1074.8
42.5°	2819.1	2609.8	2264.1	1997.6	1704.6	1447.0	1262.0	1101.2	999.9	944.8	955.8
45°	2929.2	2675.9	2266.3	1960.1	1614.4	1325.8	1112.2	962.4	861.1	819.3	814.9
47.5°	3023.9	2731.0	2261.9	1907.3	1513.0	1187.1	955.8	812.7	737.8	698.2	693.8
50°	3149.4	2792.6	2255.2	1845.6	1380.9	1028.5	810.5	693.8	625.5	594.6	592.4
52.5°	3275.0	2860.9	2250.8	1759.7	1242.1	878.8	678.3	585.8	539.6	524.2	519.8
55°	3440.1	2944.6	2253.0	1660.6	1083.6	724.6	574.8	511.0	486.7	480.1	480.1
57.5°	3629.5	3052.5	2266.3	1550.5	918.4	599.0	499.9	471.3	469.1	473.5	475.7
60°	3858.6	3195.7	2292.7	1436.0	766.4	506.5	455.9	453.7	460.3	475.7	480.1
62.5°	4116.3	3352.0	2325.7	1286.2	621.1	444.9	431.7	440.5	449.3	466.9	469.1
65°	4343.1	3528.2	2345.5	1143.0	519.8	409.6	416.3	420.7	442.7	466.9	466.9
67.5°	4479.7	3656.0	2270.7	962.4	433.9	378.8	392.0	405.2	429.5	451.5	455.9
70°	4433.4	3614.1	2015.2	746.6	367.8	350.2	365.6	385.4	409.6	436.1	449.3
72.5°	4111.9	3316.8	1636.4	544.0	319.3	323.8	343.6	370.0	392.0	420.7	438.3
75°	3437.9	2768.4	1180.5	392.0	279.7	297.3	328.2	350.2	365.6	372.2	374.4
77.5°	2609.8	2035.0	803.9	292.9	242.3	266.5	299.5	323.8	328.2	332.6	337.0
80°	1704.6	1295.0	453.7	204.8	185.0	218.0	244.5	270.9	262.1	275.3	279.7
82.5°	720.2	566.0	207.0	101.3	85.9	92.5	99.1	88.1	81.5	81.5	70.5
85°	94.7	72.7	30.8	13.2	11.0	6.6	6.6	6.6	4.4	4.4	4.4
87.5°	8.8	8.8	6.6	6.6	4.4	4.4	2.2	4.4	2.2	2.2	2.2
90°	0.0	0.0	0.0	0.0	0.0	0.0	0.0	0.0	0.0	0.0	0.0



Cooper Lighting Solutions Photometric Lab  
1121 Highway 74 South  
Peachtree City, GA 30269



LM-79-2019: Approved Method: Electrical and Photometric Measurements of Solid-State Lighting Products

Report Prepared for

Cooper Lighting Solutions

Streetworks

Report Number: SP1-2407-157-2

Test Date: 08/07/2024

Luminaire Tested: MEM2-HTN-SA-30-722-U-5WQ-2

Data in this report applies to families of products including MEM2-HTN-SA-30-722-U-5WQ-2

**Test Information**

Test Method: LM-79-2019  
 Report Number: SP1-2407-157-2  
 Test Lab: COOPER LIGHTING SOLUTIONS  
 Photometer: SP1 - 76IN SPHERE  
 Measurement Geometry: 4π  
 Issue Date: 08/20/2024  
 Manufacturer: COOPER LIGHTING SOLUTIONS  
 Product Line: Streetworks  
 Catalog Number: **MEM2-HTN-SA-30-722-U-5WQ-2**  
 Description: Epic Modern Light Square 30W 5WQ Optic and Flare Trim

**Spectral Parameters**

CCT (K): 2253  
 CIE u': 0.2868  
 CIE v': 0.5332  
 Duv: -0.0014  
 CIE x: 0.4974  
 CIE y: 0.4110  
 CIE z: 0.0915  
 Peak Wavelength (nm): 603  
 Dominant Wavelength (nm): 587  
 Purity: 72.69432  
 Rf: 76.9  
 Rg: 92.7

CRI (Ra):	70.6		
R1:	68.4	R9:	-36.0
R2:	88.7	R10:	78.2
R3:	85.4	R11:	61.0
R4:	63.5	R12:	74.2
R5:	69.0	R13:	72.8
R6:	88.9	R14:	92.2
R7:	68.5	R15:	58.0
R8:	32.0		



**Test Conditions**

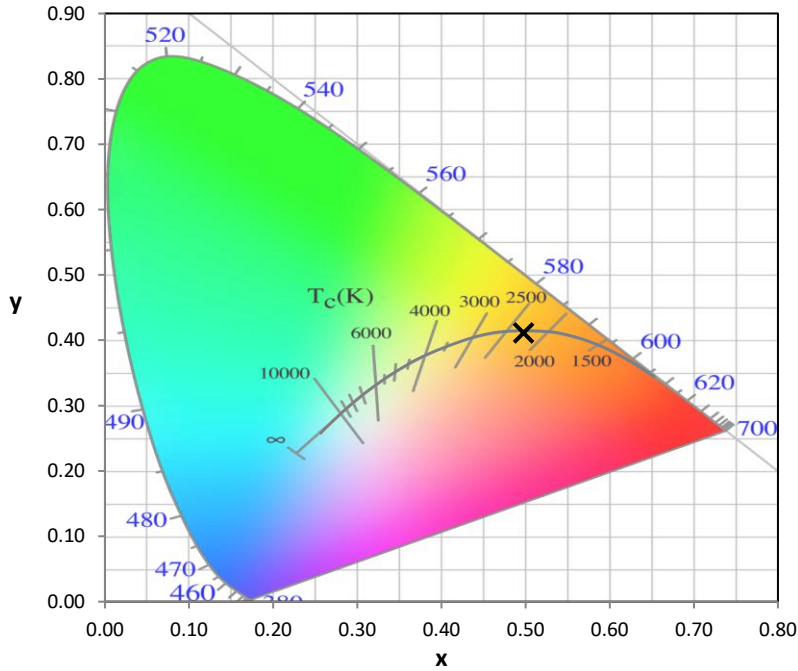
Stabilization Time: 29M  
 Operation Time: 1H 29M  
 Sphere Temperature (°C): 24.1

REPORT NUMBER: SP1-2407-157-2

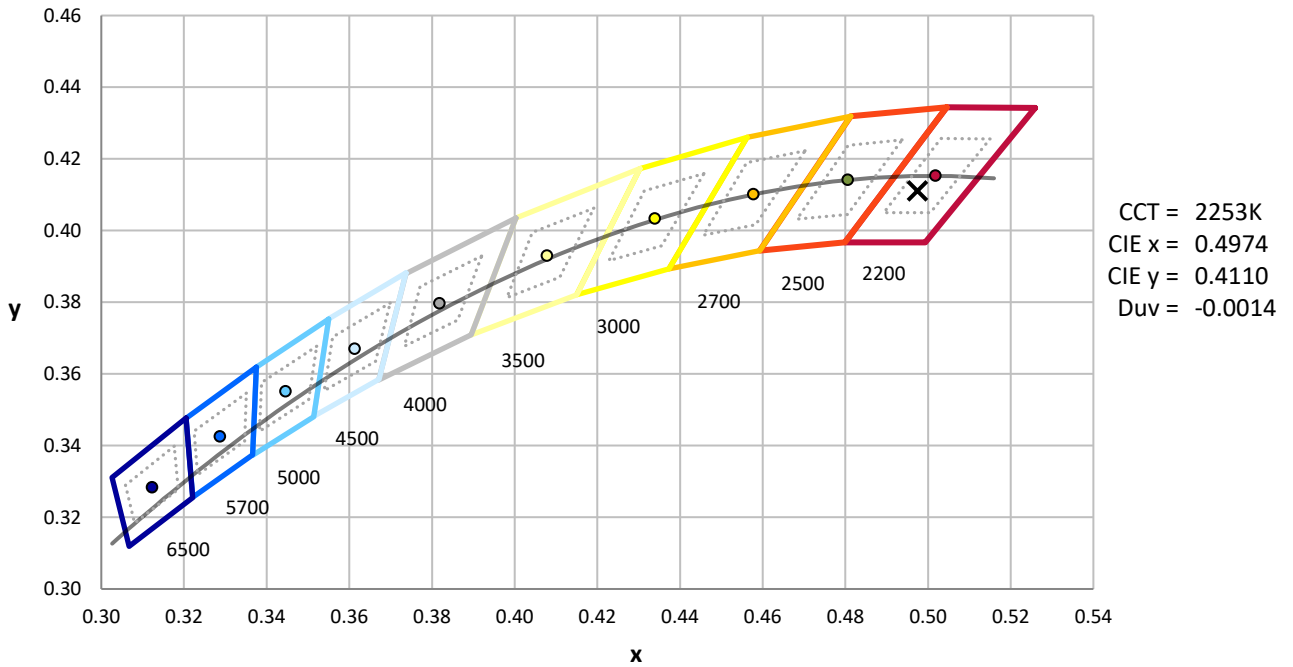
Measurement and Test Equipment			
Instrument	Identification Number	Calibration Date	Calibration Due Date
Photometer	IN0058	6/18/2024	12/18/2024
Power Meter	INXT2011004	2/8/2024	2/8/2025
AC Power Source	IN0063	10/24/2023	10/24/2024
DC Power Source	IN0208	10/24/2023	10/24/2024
Sphere Thermometer	IN0085	10/24/2023	10/24/2024
Room Thermometer	IN0046	10/24/2023	10/24/2024

REPORT NUMBER: SP1-2407-157-2

**CIE 1931 Chromaticity Diagram**



**CIE 1931 Chromaticity Diagram with 2017 ANSI 7-Step and 4-Step Quadrangles**



Point lies inside the ANSI 2200K 4-step quadrangle

REPORT NUMBER: SP1-2407-157-2

**Photopic Flux vs. Wavelength**

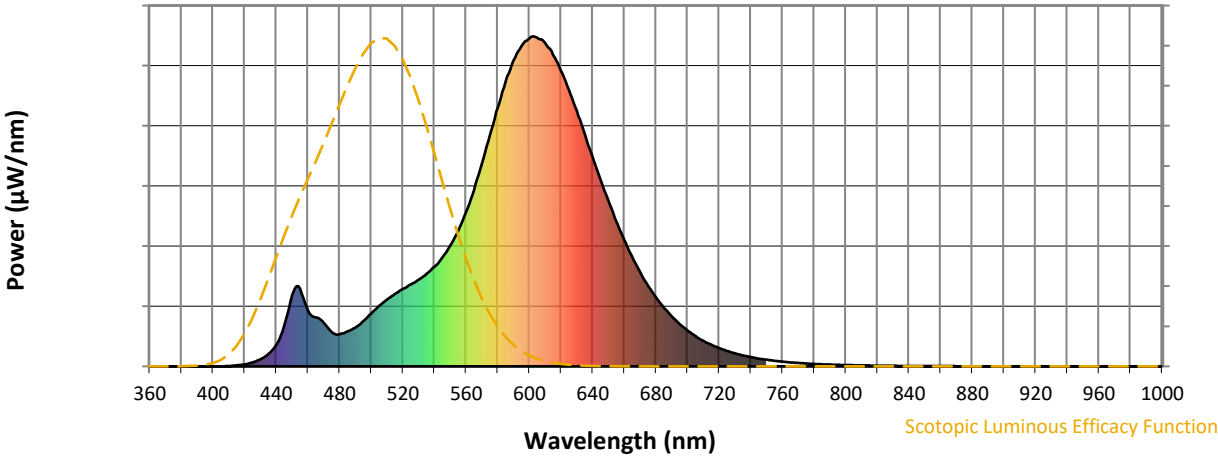


**Photopic Lumens: NR**

$\lambda$ (nm)	Power W <sup>^</sup> /nm	Lumens ( $\phi$ /nm)	$\lambda$ (nm)	Power W <sup>^</sup> /nm	Lumens ( $\phi$ /nm)	$\lambda$ (nm)	Power W <sup>^</sup> /nm	Lumens ( $\phi$ /nm)	$\lambda$ (nm)	Power W <sup>^</sup> /nm	Lumens ( $\phi$ /nm)	$\lambda$ (nm)	Power W <sup>^</sup> /nm	Lumens ( $\phi$ /nm)
360	0	NR	490	117	NR	620	896	NR	750	20	NR	880	0	NR
365	0	NR	495	137	NR	625	838	NR	755	17	NR	885	0	NR
370	0	NR	500	160	NR	630	774	NR	760	14	NR	890	0	NR
375	0	NR	505	183	NR	635	704	NR	765	12	NR	895	0	NR
380	0	NR	510	202	NR	640	635	NR	770	10	NR	900	0	NR
385	0	NR	515	219	NR	645	565	NR	775	9	NR	905	0	NR
390	0	NR	520	235	NR	650	501	NR	780	7	NR	910	0	NR
395	0	NR	525	249	NR	655	440	NR	785	6	NR	915	0	NR
400	0	NR	530	263	NR	660	383	NR	790	5	NR	920	0	NR
405	0	NR	535	281	NR	665	332	NR	795	5	NR	925	0	NR
410	1	NR	540	302	NR	670	286	NR	800	4	NR	930	0	NR
415	3	NR	545	331	NR	675	245	NR	805	3	NR	935	0	NR
420	6	NR	550	366	NR	680	210	NR	810	3	NR	940	0	NR
425	12	NR	555	411	NR	685	178	NR	815	3	NR	945	0	NR
430	21	NR	560	469	NR	690	152	NR	820	2	NR	950	0	NR
435	38	NR	565	536	NR	695	129	NR	825	2	NR	955	0	NR
440	66	NR	570	614	NR	700	109	NR	830	2	NR	960	0	NR
445	122	NR	575	701	NR	705	92	NR	835	1	NR	965	0	NR
450	215	NR	580	785	NR	710	77	NR	840	1	NR	970	0	NR
455	236	NR	585	863	NR	715	66	NR	845	1	NR	975	0	NR
460	170	NR	590	928	NR	720	55	NR	850	1	NR	980	0	NR
465	148	NR	595	971	NR	725	47	NR	855	1	NR	985	0	NR
470	132	NR	600	994	NR	730	40	NR	860	1	NR	990	0	NR
475	104	NR	605	996	NR	735	33	NR	865	1	NR	995	0	NR
480	97	NR	610	979	NR	740	28	NR	870	1	NR	1000	0	NR
485	105	NR	615	943	NR	745	24	NR	875	0	NR			

REPORT NUMBER: SP1-2407-157-2

Scotopic Flux vs. Wavelength



Scotopic Lumens: NR S/P: 0.96

λ (nm)	Power W <sup>^</sup> /nm	Lumens (φ/nm)	λ (nm)	Power W <sup>^</sup> /nm	Lumens (φ/nm)	λ (nm)	Power W <sup>^</sup> /nm	Lumens (φ/nm)	λ (nm)	Power W <sup>^</sup> /nm	Lumens (φ/nm)	λ (nm)	Power W <sup>^</sup> /nm	Lumens (φ/nm)
360	0	NR	490	117	NR	620	896	NR	750	20	NR	880	0	NR
365	0	NR	495	137	NR	625	838	NR	755	17	NR	885	0	NR
370	0	NR	500	160	NR	630	774	NR	760	14	NR	890	0	NR
375	0	NR	505	183	NR	635	704	NR	765	12	NR	895	0	NR
380	0	NR	510	202	NR	640	635	NR	770	10	NR	900	0	NR
385	0	NR	515	219	NR	645	565	NR	775	9	NR	905	0	NR
390	0	NR	520	235	NR	650	501	NR	780	7	NR	910	0	NR
395	0	NR	525	249	NR	655	440	NR	785	6	NR	915	0	NR
400	0	NR	530	263	NR	660	383	NR	790	5	NR	920	0	NR
405	0	NR	535	281	NR	665	332	NR	795	5	NR	925	0	NR
410	1	NR	540	302	NR	670	286	NR	800	4	NR	930	0	NR
415	3	NR	545	331	NR	675	245	NR	805	3	NR	935	0	NR
420	6	NR	550	366	NR	680	210	NR	810	3	NR	940	0	NR
425	12	NR	555	411	NR	685	178	NR	815	3	NR	945	0	NR
430	21	NR	560	469	NR	690	152	NR	820	2	NR	950	0	NR
435	38	NR	565	536	NR	695	129	NR	825	2	NR	955	0	NR
440	66	NR	570	614	NR	700	109	NR	830	2	NR	960	0	NR
445	122	NR	575	701	NR	705	92	NR	835	1	NR	965	0	NR
450	215	NR	580	785	NR	710	77	NR	840	1	NR	970	0	NR
455	236	NR	585	863	NR	715	66	NR	845	1	NR	975	0	NR
460	170	NR	590	928	NR	720	55	NR	850	1	NR	980	0	NR
465	148	NR	595	971	NR	725	47	NR	855	1	NR	985	0	NR
470	132	NR	600	994	NR	730	40	NR	860	1	NR	990	0	NR
475	104	NR	605	996	NR	735	33	NR	865	1	NR	995	0	NR
480	97	NR	610	979	NR	740	28	NR	870	1	NR	1000	0	NR
485	105	NR	615	943	NR	745	24	NR	875	0	NR			

REPORT NUMBER: SP1-2407-157-2

**Melanopic Flux vs. Wavelength**



**Melanopic Lumens: NR**

**M/P: 1.71**

λ (nm)	Power W <sup>^</sup> /nm	Lumens (φ/nm)	λ (nm)	Power W <sup>^</sup> /nm	Lumens (φ/nm)	λ (nm)	Power W <sup>^</sup> /nm	Lumens (φ/nm)	λ (nm)	Power W <sup>^</sup> /nm	Lumens (φ/nm)	λ (nm)	Power W <sup>^</sup> /nm	Lumens (φ/nm)
360	0	NR	490	117	NR	620	896	NR	750	20	NR	880	0	NR
365	0	NR	495	137	NR	625	838	NR	755	17	NR	885	0	NR
370	0	NR	500	160	NR	630	774	NR	760	14	NR	890	0	NR
375	0	NR	505	183	NR	635	704	NR	765	12	NR	895	0	NR
380	0	NR	510	202	NR	640	635	NR	770	10	NR	900	0	NR
385	0	NR	515	219	NR	645	565	NR	775	9	NR	905	0	NR
390	0	NR	520	235	NR	650	501	NR	780	7	NR	910	0	NR
395	0	NR	525	249	NR	655	440	NR	785	6	NR	915	0	NR
400	0	NR	530	263	NR	660	383	NR	790	5	NR	920	0	NR
405	0	NR	535	281	NR	665	332	NR	795	5	NR	925	0	NR
410	1	NR	540	302	NR	670	286	NR	800	4	NR	930	0	NR
415	3	NR	545	331	NR	675	245	NR	805	3	NR	935	0	NR
420	6	NR	550	366	NR	680	210	NR	810	3	NR	940	0	NR
425	12	NR	555	411	NR	685	178	NR	815	3	NR	945	0	NR
430	21	NR	560	469	NR	690	152	NR	820	2	NR	950	0	NR
435	38	NR	565	536	NR	695	129	NR	825	2	NR	955	0	NR
440	66	NR	570	614	NR	700	109	NR	830	2	NR	960	0	NR
445	122	NR	575	701	NR	705	92	NR	835	1	NR	965	0	NR
450	215	NR	580	785	NR	710	77	NR	840	1	NR	970	0	NR
455	236	NR	585	863	NR	715	66	NR	845	1	NR	975	0	NR
460	170	NR	590	928	NR	720	55	NR	850	1	NR	980	0	NR
465	148	NR	595	971	NR	725	47	NR	855	1	NR	985	0	NR
470	132	NR	600	994	NR	730	40	NR	860	1	NR	990	0	NR
475	104	NR	605	996	NR	735	33	NR	865	1	NR	995	0	NR
480	97	NR	610	979	NR	740	28	NR	870	1	NR	1000	0	NR
485	105	NR	615	943	NR	745	24	NR	875	0	NR			

**Summary**

$R_f = 76.9$   
 $R_g = 92.7$   
 $CIE R_a = 70.6$   
 $R_g = -36.0$



**Color Vector Graphics**





**Individual Sample Fidelity Index ( $R_{f,i}$ )**

CES01 = 87	CES26 = 76	CES51 = 88	CES76 = 78
CES02 = 65	CES27 = 94	CES52 = 85	CES77 = 75
CES03 = 32	CES28 = 93	CES53 = 80	CES78 = 79
CES04 = 72	CES29 = 81	CES54 = 86	CES79 = 82
CES05 = 51	CES30 = 91	CES55 = 83	CES80 = 81
CES06 = 52	CES31 = 83	CES56 = 77	CES81 = 51
CES07 = 44	CES32 = 75	CES57 = 75	CES82 = 92
CES08 = 42	CES33 = 88	CES58 = 76	CES83 = 88
CES09 = 29	CES34 = 88	CES59 = 84	CES84 = 90
CES10 = 79	CES35 = 94	CES60 = 91	CES85 = 65
CES11 = 62	CES36 = 90	CES61 = 82	CES86 = 48
CES12 = 68	CES37 = 97	CES62 = 91	CES87 = 76
CES13 = 45	CES38 = 98	CES63 = 86	CES88 = 78
CES14 = 75	CES39 = 97	CES64 = 70	CES89 = 61
CES15 = 72	CES40 = 94	CES65 = 71	CES90 = 80
CES16 = 48	CES41 = 95	CES66 = 71	CES91 = 80
CES17 = 51	CES42 = 89	CES67 = 70	CES92 = 51
CES18 = 57	CES43 = 80	CES68 = 74	CES93 = 68
CES19 = 74	CES44 = 99	CES69 = 84	CES94 = 44
CES20 = 68	CES45 = 83	CES70 = 72	CES95 = 66
CES21 = 88	CES46 = 81	CES71 = 75	CES96 = 75
CES22 = 81	CES47 = 88	CES72 = 89	CES97 = 76
CES23 = 92	CES48 = 73	CES73 = 68	CES98 = 72
CES24 = 92	CES49 = 82	CES74 = 85	CES99 = 63
CES25 = 73	CES50 = 87	CES75 = 80	



Color Rendition by Hue-Angle Bin



Measure Comparisons



(END OF REPORT)